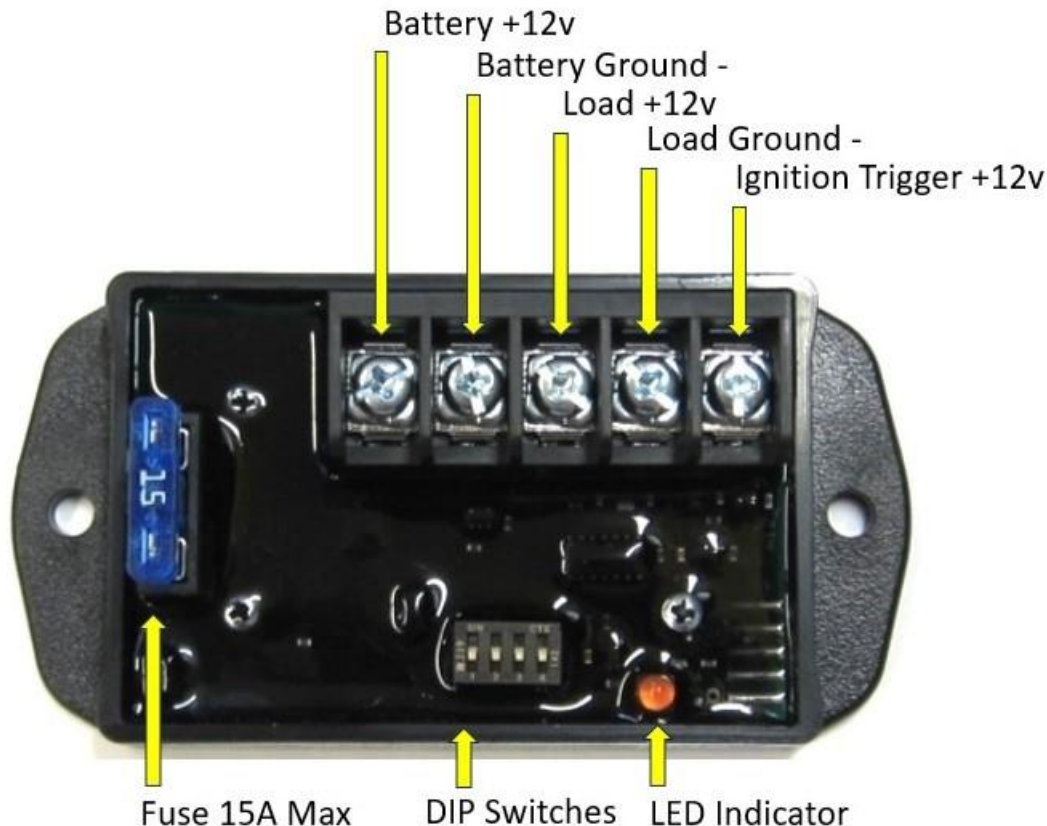


Installation Instructions & Use Recommendations

FMS Accessories – FMS Power Timer

These instructions must be read carefully and thoroughly **before** beginning work. FMS Solutions, LLC accepts no liability for damage caused by failure to observe the installation instructions or use recommendations.

Installation of this accessory does not change the factory specified load limits for the motorcycle. See Cautions on page 2.



The FMS Timer is designed to provide power to accessories such as radio equipment, computers, banks of relays or other accessories that require power once the IGN is ON and after the ignition is OFF. The timer is activated when the ignition is turned ON and has the following features:

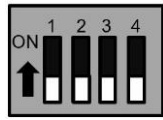
1. Direct connection to the motorcycle battery, with minimal parasitic load (less than 50 μ A) when OFF, so the battery will not discharge noticeably when parked - even for long periods.
2. Selectable run-time after ignition OFF in 15 minute increments. Activate any or all of the DIP switches to total the amount of time you wish the FMS Timer to stay ON after ignition OFF. Example: DIP #1 ON + #2 ON = 45 minute run-time after ignition OFF.
3. LVD low voltage disconnect protection to save battery from severe discharge. The timer is programmed to shut-down when the voltage drops below 9v or 11v for more than 30 seconds regardless of remaining run-time, so that battery is not deep discharged which can otherwise permanently damage the battery. DIP switch #4 selectable for either 9v OFF or 11v ON. 9v for auxiliary batteries, 11v for primary batteries where MC restarting is required.
4. An LED indicator shows steady when IGN ON, blinks slowly after ignition-OFF to indicate run-time count-down function, blinks fast to indicate overload condition / self-protection mode.
5. The battery power line is fused directly up to a maximum of 15A.
6. The timer can be secured with screws through the holes provided (3.5" on center), or by using high quality Velcro.
7. The timer is potted to protect from weather, vibration and shock.

8. Made in USA exclusively for FMS Solutions, LLC

Specifications:

Maximum Load / Fuse Rating: 15A

Timer Duration: 15-minute increments to 1.75 hours



	#1	#2	#3	#4
DIP ON	15	30	60	11V LVD
DIP OFF	0	0	0	9V LVD

Parasitic Load when OFF: <math>< 50 \mu\text{A}</math>

LED Indicator: Steady IGN ON, Blinking slowly during run-time count-down. Fast blinking indicates overload / self-protection.


Low Voltage Disconnect: Set via DIP #4

OFF = 9 volts ON = 11volts

Note LVD activates when voltage drops below preset number for 30 seconds. This buffers for momentary loads such as ABS application, brake lights, siren blips, etc.

Cautions:

- As with all wiring, ensure that wires flow freely with no contact with sharp objects / edges.
- Secure all wiring with cable ties, but never over-tighten cable ties. Cable ties are designed to keep the wiring in location only.
- Keep power wires separated from antenna cables or other communication cables / wires. Never cable tie them together.
- Watch that no screws or fasteners protrude onto the FMS Power Timer, the fuse, or any wiring.
- Ensure that there is sufficient clearance between the top of the fuse and any other object / casing to avoid contact. 1.5" of vertical clearance for the timer is the minimum recommended.



Over Dimensions 4.062" x 2.062"



Feedback: Thank you for your purchase and we welcome your feedback as we too want to make every accessory exceed your expectations. Report any comments, suggestions, problems or concerns to FMS Solutions, LLC at info@fmsaccessories.com.

FMS Solutions, LLC Limited Warranty

FMS Solutions, LLC warrants to the first retail purchaser of new FMS Accessory products, to be free from defects in materials or workmanship, for a period of three (3) years from the original date of purchase as noted on the FMS Solutions, LLC invoice or original dealer invoice, except for paint and powder-coated finishes, which are warranted for the first 12 months only. LED lights from Fenix, Inc., Code 3, Inc. and Littlite are covered for 5 years by their manufacturer's respective warranties – processed through FMS Solutions, LLC.

This warranty extends only to the FMS accessory and does not include: damage caused by accidents or abuse; incorrect installation; labor to diagnose, remove, repair or replace; any consequential damage or loss of use. Any FMS Accessory suspected of being defective should be returned to FMS Solutions, LLC along with a copy of proof of purchase and warranty request form available on the FMS website. FMS Solutions, LLC will determine if the FMS accessory has a warrantable defect, and if so, will repair or replace the item and return it to the sender without charge. The decision to repair or replace said item is solely the prerogative of FMS Solutions, LLC.

Note: Police motors can operate in a very rough environment since police motors are a "tool". They can be dropped, knocked-over, etc. without concern as the officer has a job to do and determines what is necessary at any given moment. Warranty is for defects in materials or workmanship. Therefore, the ability of an item to become broken or damaged does not mean it is warranty ... it just means it is broken or damaged and in need of repair or replacement. No manufacturer warrants their products to be indestructible. Any questions should be directed to info@fmsaccessories.com.